


The Amish Backyard
COLLECTION



FOR YEARS of LASTING BEAUTY



BEAUTIFUL BACKYARDS...
LOOKING BETTER



A - F R A M E S H E D S

Our Vinyl A-Frame is Totally Worry Free!

No painting is ever needed. Place the doors & windows where you need them. Doors come with keyed locks.

Shown in gray vinyl siding, white trim, pewter roof and optional fiberglass doors, 18"x27" windows with red shutters.

My shed looks fantastic and you guys did a great job on getting the site ready and installing the shed!

Thank you,

Mark



Our Standard 6'6" Wall A-Frame

These sheds will give you maximum storage.

Shown in dark gray LP SmartSide with white trim, pewter roof, 2 optional 18"x27" windows and red shutters.

Available in sizes 4'x6' to 14'x40'



Shown in tan vinyl siding with red trim and weathered wood roof, optional 5' wide fiberglass doors with transom windows, and 2 additional 18"x27" windows with black shutters.



A - F R A M E S H E D S

10'x16' A-Frame

Shown in almond vinyl siding with white trim, and tan roof. Shown with optional steeper roof, additional entry door, 11-lite arched windows in doors, stone front, cupola, and two 18"x27" windows with green shutters.

E C O N O M Y A - F R A M E

Storage at an Economical Price!



- No sill plates
- No X trim on doors
- No vents
- Aluminum outside corners
- Miratec window and door trim

Shown in beige with white trim and tan roof.



Porch Sheds

...are great for part storage and part play area (with an optional wall in center), or just use as an extra nice looking storage shed or pool house.

Shown in 10'x16' with gray vinyl siding, white trim, pewter roof and 1 optional 18"x27" window with black shutters

This company is probably the best shed builder around. The office staff is on point; shed is quality built, and delivery personnel are professional. We highly recommend.

Van Lewis



DUTCH BARN S

A 10'x16' Dutch Barn with an optional loft gives you lots of loft storage possibilities!

Shown in buckskin siding with white trim, brown roof, brown doors & shutters, & optional 18"x27" windows with shutters, & arched door trim.



10'x14' Dutch Barn

Shown in clay vinyl siding with white trim, architectural weathered gray roof, optional 18"x27" windows with shutters, and fiberglass doors with transom windows, & ramp.

Amish Backyard Structures built us a wonderful shed and provided an excellent foundation as well. Great service, quality, and pricing!

Chris



QUAKER SHEDS

8'x12' Quaker Shed

Add the beauty & classic look of a Quaker style barn to your backyard.

Shown in gray with white trim, architectural weathered gray roof, and two optional 14"x21" windows with red shutters, flower boxes & cupola.



10'x16' Quaker Shed

Shown in clay vinyl siding with white trim, architectural black roof, and optional windows with shutters, and green fiberglass doors with transom windows.



NEW ENGLAND SHEDS

10'x16' New England Shed

Shown in cream LP SmartSide with clay trim, weathered wood roof, black doors and shutters, optional 24"x36" windows & shutters, cupola & weather vane, arched trim on doors, 2 coach lamps, additional entry door, and stone front.



10'x16' New England Shed

Shown in pearl vinyl, with clay trim, charcoal roof, red doors and shutters, optional 24"x36" windows with shutters, 34" single door with transom windows.



10'x12' New England

Shown in gray LP painted lap siding, white trim, charcoal roof, 18"x27" windows, double doors with transom windows.



CUSTOM BUILT SHEDS

10'x16' New England with Upgrades

Colors: iron ore LP board and batten siding, standing seam roof, wood Z-style shutters stained rustic brown, 5' decorative gable timber braces stained rustic brown.



10'x12' Modern Shed

Optional LP lap board and batten siding with arch gable vents, and black transom windows



10'x16' New England

Optional LP lap siding, 8' transom dormer with battens on the doors, 24"x36" windows with traditional wood shutters, and one extra door.



MINI BARN S

8'x12' Mini Barn

Shown in red LP SmartSide with white trim and black roof.

My shed is as sound as the day it was delivered almost a year ago.

Value, quality and a no-corners-cut installation made working with you a great experience. If anyone would like a reference, you are welcome to let them contact me. God Bless.

John Lamb
Cochranville, PA



LEAN-TOS

Vinyl Lean-To

Great for when you need storage and you have limited yard space. Simply set this up against an existing building.

Shown in almond with white trim & tan roof. Wide range of colors available to match your home!



RUN-IN SHEDS

10'x16' Horse Run-In

Shown in chestnut board and batten LP siding with black trim and roof, chestnut stain, black roof.

We build horse barns in all sizes, including tack rooms, and enclosed stalls. Please feel free to contact us for your custom horse barn needs



Shown in almond vinyl siding with white trim and architectural tan roof, optional double doors on gable end, and windows with shutters.

VICTORIAN COTTAGES

If you're looking for a little more than a shed, this is it!

The steel raised panel house door with an 11-lite arched window in front and a dormer give you the elegance you are looking for. Comes with your choice of vinyl siding or painted LP SmartSide, 4" overhangs, 8/12 roof pitch, and dormer with sunburst or octagon window. Shown with optional double doors in gable.

10'x14' Victorian

Shown in blue vinyl with white trim, gray architectural shingles, and red shutters. Real house door in front. Shown with optional double doors on gable end, and 18"x27" windows.



Shown in cream vinyl with white trim, weathered gray roof, optional 5' wide 11-lite fiberglass doors and 2 additional 18"x27" windows with blue shutters.



Shown in tan vinyl siding with white trim, brown architectural roof, optional 5' wide fiberglass doors, and 2 additional 18"x27" windows with red shutters.

PROVINCIAL SHEDS

Match the look of your home with the 4-sided roof of a Provincial!



GREENHOUSES

12'x16' New England Style Greenhouse Garden Shed

Combine any two sizes to make your dream garden shed!

Shown in LP SmartSide painted iron ore, white trim, clear roof, and black metal roof.



8'x10' A FRAME GREENHOUSE

Shown with painted LP SmartSide, black windows, clear panel roof with black accents.



Thank you for coordinating my purchase. We were delighted at the quality. It was far better than I expected. It is so nice to know that people are still conscientious about their work, and we will keep you in mind if we need anything else from your collection.

Regards,

Ann Gunning

Standard interior with 1x6 pressure-treated deck floor, inside painted white, shelves with 1x6 pressure-treated deck boards, windows are optional, no floor is optional.



POOL SHEDS

Custom 12'x12' Pool Houses Built-on-Site

Shown on concrete foundation, 4' wrap-around porch with traditional posts, 7/12 roof pitch, 5' dormer with sunburst window, 21" window cupola with mermaid weather vane.



8'x12' Modern Style Pool Shed

Shown in painted LP SmartSide with double pre-hung doors. Serving bar with flip-up door, two 18"x27" windows



10'x12' Pool Shed Custom Built-on-Site

Shown in white vinyl, 7/12 roof pitch, 3' porch roof with plain posts, 15-lite patio doors, exterior outlet, posts, beams, and fascia with Versatex trim.



CABIN PLAYHOUSE

Our 8' x 12' Backyard Cabin

is the perfect size for a boy or girl. Features 3' built-in porch with white vinyl railing. Includes four slider windows with vinyl shutters, one octagon window in loft area, one large adult door in back, one child's door in front, and loft with safety rail and ladder. A children's porch swing for the front porch is also available.

Shown in clay with black trim, black shutters, and black roof.

DOG KENNELS



8'x10' Dog Kennel

Shown in painted LP SmartSide, with 16"x22" dog door, (2) 14"x21" windows with shutters, 6'x8' exterior run, 4'x8' interior, and 34" adult entry door. Double kennels and fully finished interior options available.



Finished interior with poly floor, vinyl walls and ceiling for easy cleaning.



HEN HOUSES

Chicken Coop with Run

7'x8' coop with an 8'x8' run, vented cupola, and rooster weather vane.



Fresh Organic Eggs from Your Own Back Yard

Chickens and their masters just love these things! Featuring vented roof and gables, two slider windows, chicken door, nesting boxes, man door, chicken ramp, easy clean vinyl coated floor, and roosts. 4'x6' holds up to 10 chickens.

Shown in cedar siding, green trim weathered gray roof.

Lift the lid and gather the eggs!

Also available with automatic chicken doors and 8x8 chicken runs.





Your garage is overflowing and the car sits outside. We can keep you in the dry with our large selection of garages!

Shown in pearl vinyl with white trim, and pewter roof, blue shutters, and homestead style garage doors. Optional 24"x36" windows.

1 - C A R G A R A G E S

All Single Garages include a pressure-treated reinforced floor, one garage door, and one 11-lite house door



High Wall Dutch Garage

Shown in

- buckskin LP SmartSide siding
- white trim
- weatherwood architectural roof

Optional cupola, 8'x8' homestead garage door, aluminum ramp and 18"x27" windows.



Double Wide – Modular

Delivered in 2 sections and then joined together, or built-on-site on your concrete pad.

2 - CAR GARAGES



Shown above in tan vinyl siding with white trim, weatherwood roof, red shutters, 9'x7' homestead garage doors, aluminum diamond plate ramps, and 18"x27" windows.

Two Car Garages come standard with:

- 6" overhang in front
- 7' side walls
- 2 - 9'x7' solid panel garage doors
- 1 - 11-lite house door

...all included in the price!

Built on site garages have 8' side walls and steeper roof pitch.

2 Car Garage Interior

No additional framing needed to insulate and finish the interior.

I really did my homework and I couldn't believe the quality of the garage I received for the money I spent! The delivery crew was exceptional! I've been in business 25 years and I've never seen such a high level of service and courtesy.

Bill Goldberg
East Coast Vending.com



36'x50' 3-Car Garage

Shown in vinyl siding with 5/12 roof, 12" overhangs, and cathedral ceiling.



14'x26' 2-Story A-Frame Garage

(Garage Door Not Shown)

Shown in vinyl siding with 12/12 roof, 8" overhangs, (1) 14' transom dormer, (1) 20'x2' pent roof, and 11-lite pre-hung double doors.

1-CAR, 2-STORY GARAGES



14'x26' finished upstairs with 3/4" pine tongue and groove



Finished tongue and groove garage upstairs interior



16'x36' 2-Story Garage

Shown in vinyl siding with 8' ceiling height on first and second floors, 5/12 roof, and 12" vented overhangs.



12'x24' 2-Story Garage

Shown with gambel roof, vinyl siding, first floor ceiling height 7'9", second floor ceiling height 7'6". 6" gable overhangs.



2 - STORY GARAGES

A built-on-site 2-story garage gives you endless opportunities with a spacious upstairs room up to 28'x48'. Check with local codes for a concrete foundation, or ask us for help in the permit process. We have step-by-step instructions.



A 24'x24' 2-story garage in use



2-story garages feature a full staircase with railings



Wide open space on second floor



2nd floor railings around stairwell

They participated in my dream property. This garage is more than just a garage. It's part of a lifestyle of simpler things, off-grid, and helping the others around me. Amish Backyard will be the only builders I go to.

Rod Thompson



24'x48' 2-Story

Shown with vinyl siding, vinyl board and batten wainscoting, 8' ceiling height on the first and second floors, 5/12 roof, 12" vented overhangs

2 - STORY MEGA GARAGES



3488 Square Foot Garage

Shown with RV bay and with car room.



24'x36' 2-Story

Shown with vinyl siding, 5/12 roof, 12" vented overhangs, 2' pent roof, 10' second story deck, egress windows for living quarters.

I can't thank Dan, his brother Matt, and his workers enough for the quality job they did building me a four-car garage with a second floor living space. Everything, from the start of Dan assisting me with doing the building and electrical plans to submit to the township, was nothing but top-notch assistance. I highly recommend anyone looking for any type of structure that they offer. You will not be disappointed with their quality of product, their attention to detail, and Reliability. They worked every day until the job was complete.

Kevin



2 - CAR GARAGE

24'x24' Chalet Garage

Shown with 10' high walls, 20" overhangs, 10/12 roof pitch with scissor trusses, with two 9'x7' doors on the side wall allowing for a car/lift.



20'x30' 2-Story Bungalow

This 20'x30' 2-story bungalow with full dormers front and back gives you almost as much room upstairs as down and could be used for a wide variety of applications.



CUSTOM STYLES TO MATCH AND FIT YOUR NEEDS



Custom Garage with a 2' Bump Out

With 12" vented overhangs, continuing roof line on gables, stone front, and shed dormers



Custom Studio and Garage

With studio, garage, screened in porch, fully finished first and second floors – this building offers it all!



26'x26' Garage

With steeper roof and two a-frame dormers add style and class to your structure.



24'x30' Garage

With a breezeway attached to the house.



We can insulate and finish the interior to your specifications!

DOOR AND VENT OPTIONS

GARAGE DOORS



Homestead Door with Sommerton Windows
Heavier than a standard garage door



Solid Homestead Door



Door with Sunburst Window



Standard Solid Overhead Door

DOORS



11-Lite Fiberglass House Door
Standard on all garages



5' Wide Fiberglass Double Doors with 11-Lite Arched Windows



5' Wide Fiberglass Double Door with Transom Windows



Painted New England Door



9-Lite Door



15-Lite Door



5' Wide Raised Panel Fiberglass Double Doors



4 1/2' Wide Vinyl Sided Double Doors



4 1/2' Wide Wooden Shed Doors with Vinyl Trim



Sliding Full Glass Door



Double Pre-Hung Doors

VENTS



New England Vent



8"x8" Vinyl Siding Gable Vent



Ridge Vent
Assures maximum life for your shingles by letting the heat escape



4"x16" LP SmartSide Siding Gable Vent

WINDOW OPTIONS

Windows are available as single pane, shed windows, or insulated.

Available colors: white, black, bronze



Vertical Sliding

Standard Sizes:
14"x21"
18"x27"
24"x36"
30"x40"



Transom

standard sizes,
24"x10"
36"x10"
48"x10"
60"x10"



Keystone Trim Head

Available on top of windows or garage doors.



Octagon

Standard Sizes:
14"x14" • 18"x18"



Half Round

Standard Sizes:
14"x7" • 24"x12"



Fixed Picture Window

Standard Sizes:
12"x12"
18"x18"
24"x24"



'5 Decorative Timber Brace

Available in any color, paint, or stain, and white vinyl

SHUTTERS



Raised Panel



Louvered



Z-Style



Traditional

Traditional wood shutters available as painted or stained.

FLOWER BOX & SHUTTER COLORS




FLOWER BOXES

- PVC Free – Contains no harsh chemicals
- Low maintenance – Will not splinter or rot
- Durable and weather resistant
- Impervious to water and most chemicals.
- Will not warp – Suitable for all climates
- Scalloped or straight cut
- 20", 24", 28", 30" (other sizes available)



Scalloped



Plain

L BRACKETS



Victorian L-Bracket

SIDING OPTIONS



Painted LP SmartSide



LP Painted
Board and Batten



LP Painted
Lap Siding



Vinyl D4 Straight
Lap Siding



Authentic Red Cedar
Shakes



Vinyl D4 DL Siding



Vinyl Cedar Impression



Polycarbonate Wall and
Roof Panels

RAMPS

Heavy-duty ramps provide easy access to your shed or garage for your garden tractor or car.



Wooden Ramp



8' Diamond Plate Aluminum Ramp



4'8" Aluminum Ramp

OPTIONAL FRONTS



Real Manufactured
Stone



Vinyl Stone



Vinyl Brick Front
Available on any building



*Scan QR code
for additional
options from
Provia Stone*

ROOF OPTIONS



Timberline
HDZ Shingles



ABM Metal Panel



Authentic Red Cedar




ABM Standing Seam

CUPOLAS & WEATHER VANES



21" Window Cupola
with Stallion
Weather Vane



21" Window
Cupola with Eagle
Weather Vane



21" Window Cupola
with Rooster
Weather Vane



18" Shed Cupola

DORMERS AND PENT ROOF



Shed Dormer



Transom Dormer



Pent Roof




A-Frame Dormer

STANDARD COLOR OPTIONS

Scan the QR Codes for Custom Color Options

SHINGLE COLORS



Custom
Shingle
Options



WOOD SIDING COLORS



Custom
Paint and Stain
Options



We can also match your
favorite paint colors!

VINYL SIDING COLORS



Custom
Vinyl
Siding
Options



VINYL TRIM COLORS



The colors listed above are our standard and in stock colors. Additional cost and lead times may apply for all custom colors.

METAL ROOF COLORS

ABM Panel

G-100 Galvanized | AZ50 Galvalume

■ Colors available in heavier 24 gauge Galvalume ■ Only available with Galvalume Panels



Additional
Metal Roofing
Options



Colors may vary.

DELIVERY DETAILS



Do you have a tight area inaccessible by truck and trailer?

Ask about our EZ Mule delivery option!



A Possible Solution to Impossible Access!



Watertight shrink wrapped kit package.

These kits can be carried by hand into small backyards and assembled on-site by our professional builders. Or you may choose to assemble your own kit.

Much of the hard work has been done – painted, doors and windows installed and material pre-cut.

SITE PREPARATION

Increase the longevity of your structure with a properly prepared stone pad. Consider professional site preparation.



UP TO 52' TRANSPORTS AVAILABLE

We can deliver anywhere in the contiguous 48 states.



See our gallery with custom options!



SPECIFICATIONS

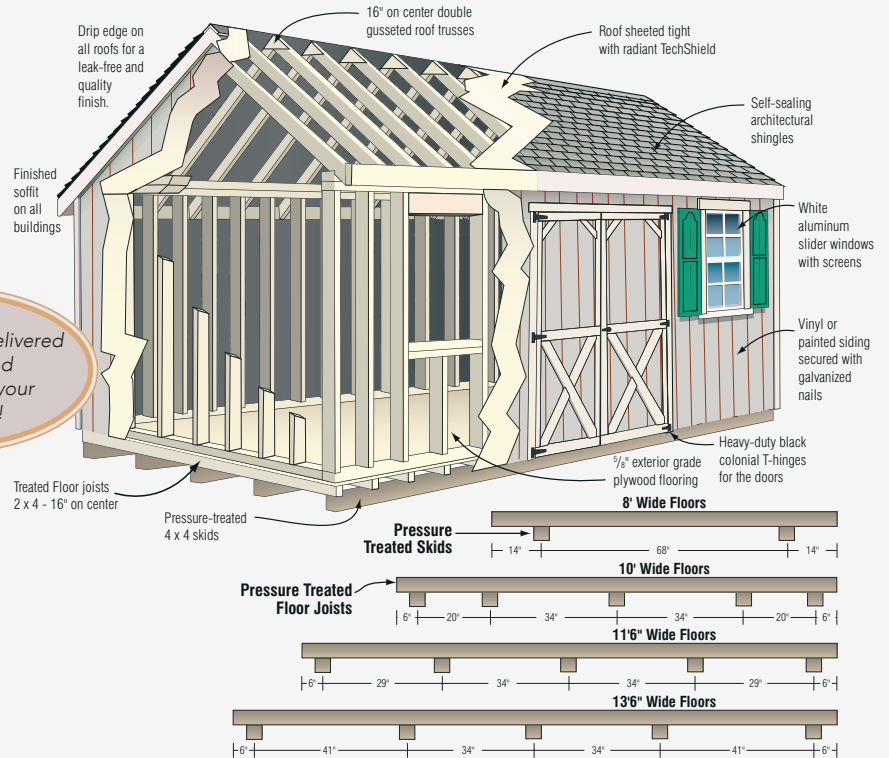
Our buildings

are made with maintenance-free vinyl siding or LP SmartSide painted with your choice of colors. Our doors and windows are all trimmed with vinyl perma-trim or Miratec, which comes with a 50-year warranty and will not rot, crack, peel, or warp. The trim is fastened with stainless steel fasteners. Over the years we have developed a building that is practically maintenance-free in both painted and vinyl siding. We use a heavy-duty black powder-coated colonial style hinge, which gives the door a nice unique look, and withstands the elements. Additionally, the keyed lock latch on the door gives you maintenance-free security for your yard and garden tools.

Recommended Site Preparation:

3 to 4 inches of $\frac{3}{4}$ " clean stone base. Use 4"x4" treated timbers around perimeter and make 12" wider and longer than shed. Level stone evenly.

Our buildings are delivered fully-assembled or hand-built on your prepared site!



STANDARD SPECIFICATIONS

Skids	4"x4" pressure-treated lumber
Floor Joists	2"x4" - 16" on center pressure-treated
Flooring	$\frac{5}{8}$ " exterior grade plywood or $\frac{3}{4}$ " pressure-treated
Wall Studs	2"x4" - 16" on center
Exterior Siding	<ul style="list-style-type: none"> LP SmartSide Vinyl D4 Dutch Lap Vinyl Traditional D4
Rafters	2"x4" - 16" on center
Roof Sheathing	Radiant TechShield
Roofing	Lifetime warranty architectural shingles
Doors	Heavy-duty and double framed with 2"x3" lumber
Door Sills	Aluminum sill protectors

ECONOMY BARN SPECIFICATIONS

Skids	4"x4" pressure-treated lumber
Floor Joists	2"x4" - 16" on center
Flooring	$\frac{5}{8}$ " exterior grade plywood
Wall Studs	Framed 24" on center
Exterior Siding	LP SmartSide or vinyl on OSB
Rafters	2"x4" - 24" on center
	2"x3" on 6'x10' and smaller
Roof Sheathing	$\frac{1}{2}$ " OSB plywood
Roofing	25-year 240 lb. self-sealing asphalt shingles
Doors	Heavy-duty and double framed with 2"x3" lumber

A global leader in engineered wood products



CONTACT

